

Scaled data based on original data using
LM-79-08 Approved Method: Electrical and Photometric Measurements of Solid-
State Lighting Products

Test Report Prepared for
Cooper Lighting Solutions
(formerly Eaton)

Brand: INVUE

Report Number: P676540

Luminaire Tested: **CCW-SA-1A-730-U-T4FT-HSS**

Issue Date: 04/25/2023



Test Information

Test Method: LM-79-08
Report Number: P676540
Test Lab: INNOVATION CENTER(G1)
Issue Date: 04/25/2023
Manufacturer: COOPER LIGHTING SOLUTIONS (FORMERLY EATON)
Product Line: INVUE
Catalog Number: CCW-SA-1A-730-U-T4FT-HSS
Description: INVUE CLEAR CURVE Wall Pack MOUNT Light Square Luminaire @350mA w/
T4FT distribution lens and House Side Shield
Light Source: (16) 3000K CCT, 70 CRI LEDs
Ballast/Driver: ELECTRONIC DRIVER

Summary

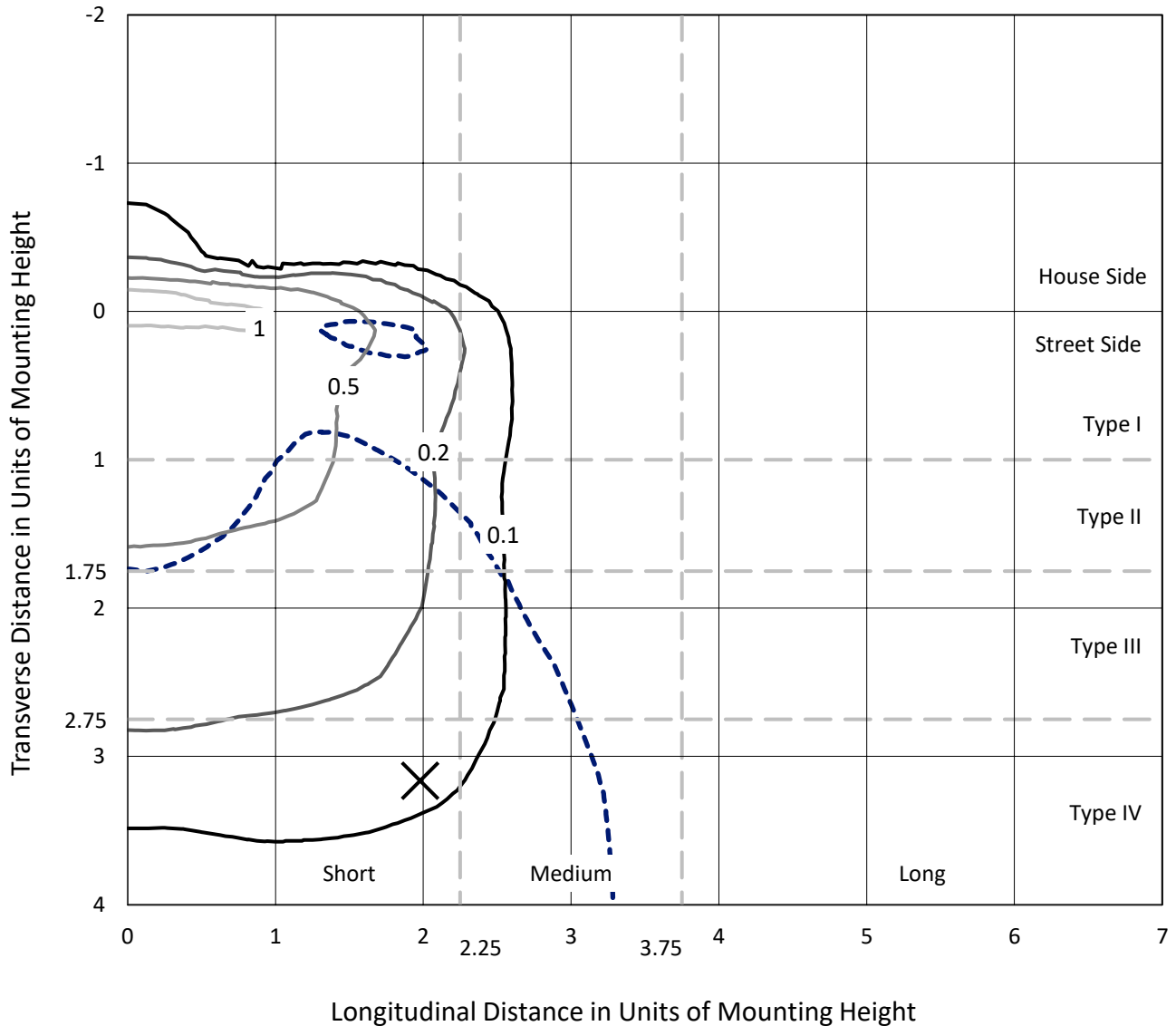
Lumens per Lamp: N/A
Luminaire Lumens: 1788.8 lumens
Efficiency: N/A
Efficacy: 99.4 lumens/watt
Luminous Opening: Rectangular (W 1' x L: 0.5' x H: 0')
IES Classification: Type IV - Short
BUG Rating: B0 - U0 - G1

Input Watts (W): 18
Input Voltage (V): 120
Input Current (A_{in}): NR
Voltage Rise (V): NR
Power Factor: NR
Total Harmonic Distortion (THDi): NR
Frequency (hertz): 60
Stabilization Time: NR
Operation Time: NR
Ambient Temperature (°C): NR
Test Distance: 25 FT

REPORT NUMBER: P676540
 CATALOG NUMBER: CCW-SA-1A-730-U-T4FT-HSS

Iso-Footcandle Lines of Horizontal Illumination

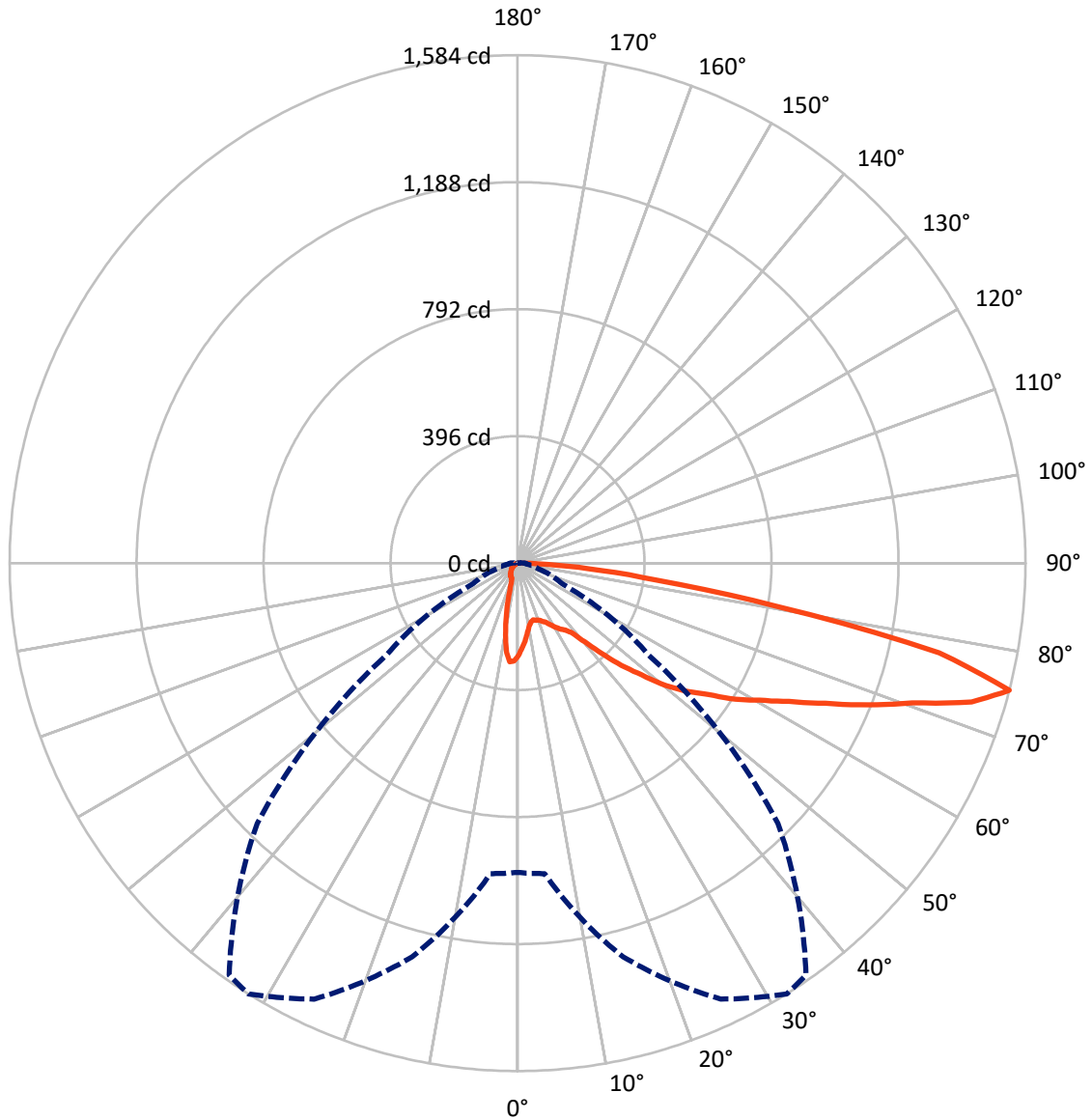
× Max cd
 - - - 1/2 Max cd



Based on 15 foot mounting height. Maximum calculated value = 1.3 fc
 Type IV - Short - N/A

REPORT NUMBER: P676540
CATALOG NUMBER: CCW-SA-1A-730-U-T4FT-HSS

Luminous Intensity Polar Plot



— Vertical Plane Through 32-Deg Lateral - - - Horizontal Cone Through 75-Deg Vertical



REPORT NUMBER: P676540
 CATALOG NUMBER: CCW-SA-1A-730-U-T4FT-HSS

FLUX DISTRIBUTION:

		Downward	Upward	Total
House Side	Lumens	193.3	0.0	193.3
	% Fixture	10.8	0.0	10.8
Street Side	Lumens	1595.6	0.0	1595.6
	% Fixture	89.2	0.0	89.2
Total	Lumens	1788.8	0.0	1788.8
	% Fixture	100.0	0.0	100.0

Coefficient of Utilization

ZONAL LUMENS:

Zone	Lumens	% Fixture
0°-10°	25.4	1.4
10°-20°	57.6	3.2
20°-30°	86.3	4.8
30°-40°	132.4	7.4
40°-50°	231.6	12.9
50°-60°	362.0	20.2
60°-70°	468.1	26.2
70°-80°	381.2	21.3
80°-90°	44.1	2.5
90°-100°	0.0	0.0
100°-110°	0.0	0.0
110°-120°	0.0	0.0
120°-130°	0.0	0.0
130°-140°	0.0	0.0
140°-150°	0.0	0.0
150°-160°	0.0	0.0
160°-170°	0.0	0.0
170°-180°	0.0	0.0
0°-90°	1788.8	100.0
0°-180°	1788.8	100.0



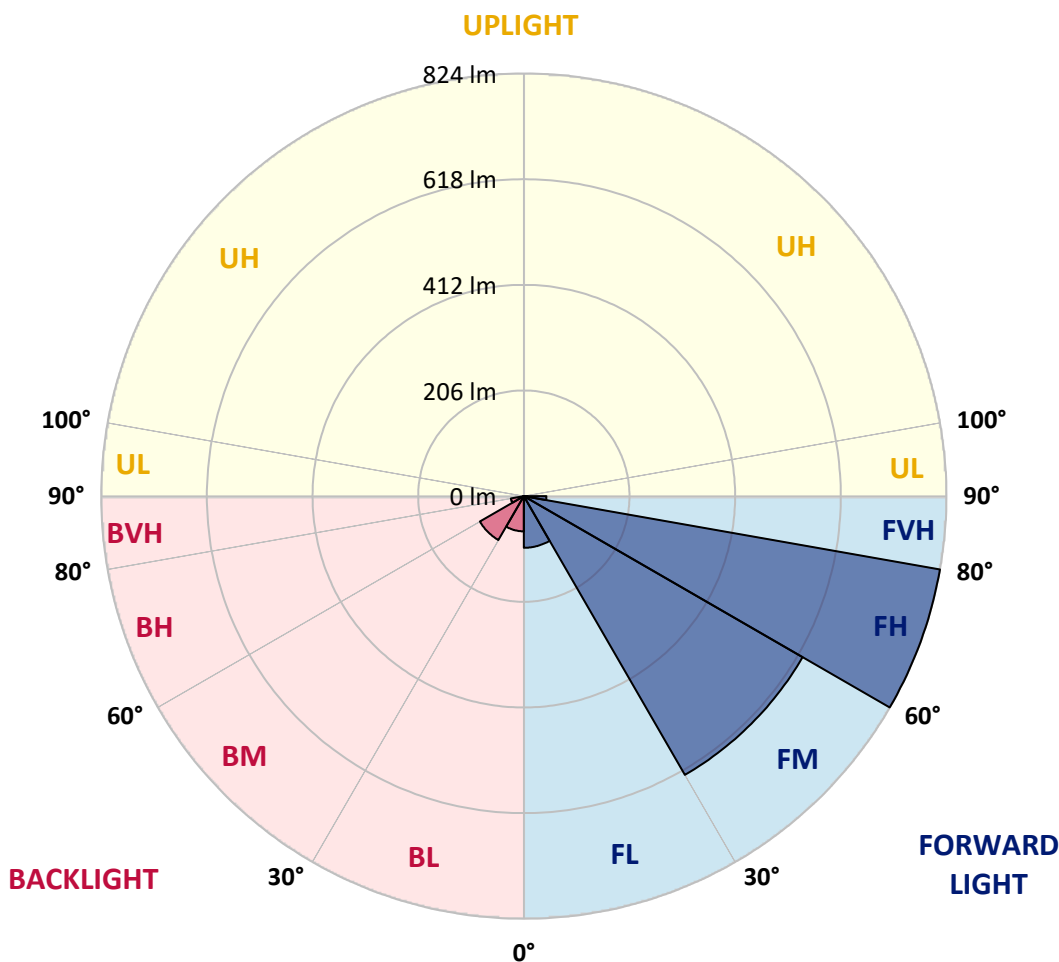
REPORT NUMBER: P676540
 CATALOG NUMBER: CCW-SA-1A-730-U-T4FT-HSS

LUMINAIRE CLASSIFICATION SYSTEM LUMEN TABLE AND BUG RATING:

Zone	Lumens	% Fixture	Zone Rating/Lumen Limit		
			B	U	G
FL (0°-30°)	100.6	5.6			
FM (30°-60°)	627.2	35.1			
FH (60°-80°)	823.6	46.0			G1/1800
FVH (80°-90°)	44.1	2.5			G1/100
BL (0°-30°)	68.6	3.8	B0/110		
BM (30°-60°)	98.9	5.5	B0/220		
BH (60°-80°)	25.7	1.4	B0/110		G0/110
BVH (80°-90°)	0.0	0.0			G0/10
UL (90°-100°)	0.0	0.0		U0/0	
UH (100°-180°)	0.0	0.0		U0/0	

BUG Rating: B0-U0-G1

Type IV Short





REPORT NUMBER: P676540

CATALOG NUMBER: CCW-SA-1A-730-U-T4FT-HSS

CANDELA DISTRIBUTION (FULL):

	0°	5°	15°	25°	32°	35°	45°	55°	65°	75°	85°
0°	288.8	288.8	288.8	288.8	288.8	288.8	288.8	288.8	288.8	288.8	288.8
2.5°	259.0	262.7	262.2	264.5	265.0	266.4	269.6	269.6	278.8	285.2	289.3
5°	235.7	233.4	234.3	237.0	243.9	243.5	251.2	255.4	266.4	275.5	285.2
7.5°	206.8	206.3	208.1	214.6	219.6	223.7	232.0	242.5	257.2	271.0	287.9
10°	188.4	187.5	191.2	193.0	199.0	201.7	214.6	231.1	248.5	268.2	287.9
12.5°	184.3	181.1	182.9	182.5	188.0	189.4	201.7	221.9	243.0	267.3	291.6
15°	186.6	184.3	182.5	182.5	183.8	184.8	198.1	215.9	239.8	268.7	299.8
17.5°	193.9	192.6	187.1	181.6	187.5	187.5	195.8	214.6	240.2	272.8	309.9
20°	202.6	201.3	191.6	185.2	189.4	193.9	202.6	217.8	241.6	276.0	325.5
22.5°	212.3	212.3	199.0	191.6	197.1	197.6	213.2	227.9	247.1	284.3	335.6
25°	224.2	223.3	210.4	202.2	204.0	209.1	223.3	238.9	257.2	295.7	354.4
27.5°	239.8	238.4	223.3	215.0	217.3	222.8	238.9	254.5	266.4	300.3	370.4
30°	252.6	251.2	238.9	226.5	231.5	236.6	255.4	269.1	277.8	309.0	388.8
32.5°	255.4	253.1	244.8	239.3	244.8	254.5	269.1	283.3	296.6	331.0	423.6
35°	287.0	278.8	257.2	248.5	256.7	260.0	284.3	309.5	322.3	348.4	462.6
37.5°	347.5	339.7	311.3	287.0	275.5	279.2	310.8	342.0	354.4	381.0	505.2
40°	421.8	409.0	378.7	346.1	322.8	318.2	338.8	384.7	396.6	421.8	561.2
42.5°	506.6	494.2	447.5	409.0	385.1	379.2	382.4	434.2	444.3	459.4	597.9
45°	567.6	561.2	508.4	474.1	455.3	448.8	441.1	488.3	501.1	506.2	651.0
47.5°	602.9	598.3	569.0	545.6	520.4	513.5	518.5	563.5	554.8	558.9	701.9
50°	650.1	638.2	598.3	605.6	600.6	598.8	607.5	627.2	614.4	602.4	757.4
52.5°	688.2	667.1	639.1	657.0	664.8	671.7	702.4	717.1	659.7	641.4	793.2
55°	711.6	691.4	698.7	715.2	723.5	755.1	791.3	780.3	689.5	672.6	840.8
57.5°	732.6	734.0	753.7	758.8	801.0	806.5	876.1	840.4	710.6	701.0	859.6
60°	783.5	778.5	794.5	827.1	867.4	898.2	964.6	880.7	721.2	715.7	854.6
62.5°	875.2	844.1	849.6	890.8	950.0	983.4	1015.5	899.1	718.4	718.0	839.5
65°	991.7	955.9	939.4	977.9	1054.5	1101.7	1072.8	919.7	700.1	712.9	783.1
67.5°	1088.4	1088.9	1058.2	1079.7	1179.7	1189.7	1126.9	915.6	669.4	673.0	645.5
70°	1199.8	1215.0	1187.9	1255.3	1305.3	1311.7	1188.8	881.6	603.4	507.5	370.9
72.5°	1228.3	1236.0	1320.4	1424.0	1480.4	1482.3	1249.8	768.4	397.0	224.2	115.1
75°	964.6	972.0	1270.9	1500.1	1584.0	1568.0	1148.0	498.8	154.5	65.6	27.5
77.5°	538.3	540.5	789.0	1212.7	1343.8	1279.1	804.2	194.4	62.4	37.6	12.8
80°	147.2	172.8	292.5	597.9	820.7	805.5	382.8	63.3	40.3	29.3	6.0
82.5°	35.3	38.1	94.0	264.5	433.7	452.5	114.2	32.1	28.0	24.3	3.2
85°	12.8	14.2	28.9	128.8	222.8	204.5	34.4	16.0	20.6	18.8	1.4
87.5°	4.6	4.6	9.2	42.2	65.1	49.1	11.5	5.5	10.5	11.5	0.5
90°	0.0	0.0	0.0	0.0	0.0	0.0	0.0	0.0	0.0	0.0	0.0



REPORT NUMBER: P676540
 CATALOG NUMBER: CCW-SA-1A-730-U-T4FT-HSS

CANDELA DISTRIBUTION (continued):

	90°	95°	105°	115°	125°	135°	145°	155°	165°	175°	180°
0°	288.8	288.8	288.8	288.8	288.8	288.8	288.8	288.8	288.8	288.8	288.8
2.5°	289.8	289.8	296.2	301.7	303.5	305.8	303.5	308.6	308.1	305.8	306.7
5°	290.2	298.5	304.0	307.6	309.5	309.0	309.9	304.4	301.2	298.9	296.6
7.5°	292.5	300.3	310.4	309.5	304.4	293.9	285.6	271.0	256.7	256.3	254.0
10°	300.3	307.2	313.1	309.5	291.1	259.0	232.9	213.2	195.3	187.1	188.0
12.5°	305.8	318.6	315.9	297.1	259.0	216.9	178.3	149.5	133.4	118.3	118.3
15°	317.3	321.8	320.9	279.2	219.6	169.2	122.4	93.1	76.1	69.2	68.3
17.5°	328.3	333.3	317.7	252.2	180.6	113.7	74.3	57.8	55.5	54.6	55.0
20°	342.0	342.5	315.0	225.1	135.7	72.0	53.2	51.8	52.3	51.8	51.8
22.5°	356.7	359.9	305.3	187.1	90.3	52.3	49.5	50.0	50.0	50.0	51.3
25°	375.9	370.9	290.2	150.8	59.1	48.1	48.1	48.6	48.6	48.6	49.1
27.5°	388.8	381.9	271.0	108.7	46.3	45.4	46.3	46.3	47.2	47.2	47.2
30°	415.4	397.5	246.7	70.1	41.7	43.1	44.0	44.9	45.4	46.3	46.8
32.5°	436.0	411.3	216.4	46.8	38.1	39.0	41.3	43.1	44.9	44.5	44.5
35°	473.6	433.7	188.4	37.1	34.8	34.8	37.1	40.3	43.1	44.0	44.0
37.5°	516.7	452.1	149.5	33.9	32.1	32.1	33.5	37.1	40.8	42.6	41.7
40°	552.5	473.1	110.5	31.6	29.8	29.8	30.7	33.5	37.6	40.8	41.3
42.5°	577.7	488.7	74.7	29.3	28.0	27.5	28.9	30.3	33.5	38.1	39.0
45°	600.6	497.0	46.3	27.1	26.1	26.1	26.1	27.5	29.8	33.9	34.8
47.5°	641.4	506.2	33.5	25.2	23.8	24.3	24.8	25.2	27.1	28.0	28.4
50°	675.8	513.0	27.5	23.4	22.5	22.9	22.9	22.9	23.8	22.5	22.5
52.5°	701.9	506.2	23.4	21.5	20.6	21.1	20.6	20.6	19.7	17.9	17.9
55°	721.2	493.8	18.8	19.7	19.7	19.7	18.8	17.4	15.6	14.2	14.2
57.5°	726.2	472.7	14.7	16.5	17.9	17.9	16.0	14.2	11.9	10.5	10.1
60°	718.4	426.8	11.0	11.9	13.8	14.2	12.8	10.5	8.3	6.9	6.9
62.5°	690.5	390.6	8.7	7.8	10.1	10.5	9.2	6.9	4.6	3.2	2.8
65°	637.3	334.7	6.4	5.5	6.9	7.3	6.0	3.2	1.4	0.5	0.0
67.5°	511.2	252.2	4.1	3.7	4.6	4.6	2.8	0.9	0.0	0.0	0.0
70°	282.9	141.7	2.8	1.8	2.3	1.4	0.5	0.0	0.0	0.0	0.0
72.5°	81.6	40.3	1.4	0.9	0.5	0.0	0.0	0.0	0.0	0.0	0.0
75°	22.0	9.6	0.9	0.5	0.0	0.0	0.0	0.0	0.0	0.0	0.0
77.5°	9.6	3.7	0.5	0.0	0.0	0.0	0.0	0.0	0.0	0.0	0.0
80°	4.1	1.4	0.0	0.0	0.0	0.0	0.0	0.0	0.0	0.0	0.0
82.5°	2.3	0.5	0.0	0.0	0.0	0.0	0.0	0.0	0.0	0.0	0.0
85°	0.9	0.0	0.0	0.0	0.0	0.0	0.0	0.0	0.0	0.0	0.0
87.5°	0.5	0.0	0.0	0.0	0.0	0.0	0.0	0.0	0.0	0.0	0.0
90°	0.0	0.0	0.0	0.0	0.0	0.0	0.0	0.0	0.0	0.0	0.0

(END OF REPORT)